










Champions-System

1. Company Portrait 
2. Surgical Kit & Instruments 
3. Champions (R)Evolution Surgery 
4. Champions (R)Evolution Prosthodontics 
5. Champions Square 
6. **Champions Ball-Head** 
7. PATENT Zirconia Implant 
8. Smart Grinder 
9. PlasmaSafe 



We are at
your disposal

Mondays, Tuesdays, Thursdays:
7.30 – 18.00
Wednesdays:
7.30 – 16.00
Fridays:
7.30 – 14.00

PHONE:
+49 (0) 6734 91 40 80

FAX:
+49 (0) 6734 10 53

E-MAIL:
info@champions-implants.com

ONLINE-SHOP:
champions-implants.shop

The Champions-Team
(staff clip, scan QR-Code)



TABLE OF CONTENTS

Champions Ball-Head implants | *Page 4*

Insertion Aids | *Page 7*

Prep-Cap | *Page 8*

Rescue-Cap | *Page 9*

Metal Matrices (MMT) | *Page 10*

Preci-Clix | *Page 11*

Laboratory Equipment and Impression | *Page 12*

Instructions | *Page 14*



When you see this sign, there is a film of the respective product.
You can find the QR-Code or the link to the film under "Instructions".

The products and designations mentioned in this catalogue are partly protected by trademarks, patents, and copyrights. The absence of a special reference or of the sign "®" or "TM" does not imply that no legal protection exists. You can find an overview via the QR-code.



Manufacturer details according to MDD (Medical Device Directive)/MDR (Medical Device Regulation) are indicated on the product label.



Champions Ball-Head



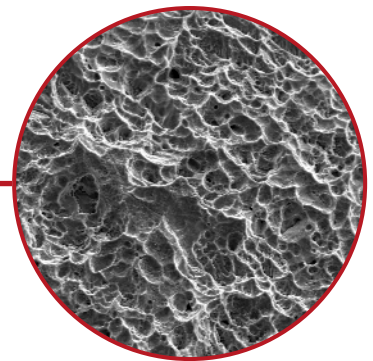
Champions Ball-Head

Screw-shaped one-piece implant that can be placed in all bone quality types of the upper jaw and the lower jaw (D1–D4) for fixing removable dentures. In the upper jaw there should be at least 3 implants/teeth per quadrant, in the lower jaw at least 2 implants/teeth per quadrant.

Material: grade 4 titanium



Micro-thread




Champions surface -
one of the best!

Grade 4 titanium
99 % titanium



*(Study Dr. Duddeck
University Clinic in Cologne,
Germany)*





AVAILABLE LENGTHS AND DIAMETERS

Diameter	Length	Height	REF
2.5 mm	10.0 mm	6.3 mm	1900
	12.0 mm	6.3 mm	2015
	14.0 mm	6.3 mm	2035
	16.0 mm	6.3 mm	2055
3.0 mm	8.0 mm	6.8 mm	1890
	10.0 mm	6.8 mm	1905
	12.0 mm	6.8 mm	2016
	14.0 mm	6.8 mm	2040
	16.0 mm	6.8 mm	2060
4.0 mm	8.0 mm	7.1 mm	1895
	10.0 mm	7.1 mm	2005
	12.0 mm	7.1 mm	2025
	14.0 mm	7.1 mm	2050
	16.0 mm	7.1 mm	2070

Insertion Aids

These Insertion Aids are used for placing implants with corresponding external Square connections

(Square Champions, Champions Ball-Head as well as Champions (R)Evolution Abutments Ball-Head).

Material: stainless steel

Insertion Aids	Diameter	Length	REF
HP-Connection for external Square connections max. torque with handpiece without Hex: 50 Ncm	4.5 mm	7.0 mm	3039
Regular for external Square connections	4.5 mm	13.0 mm	3040
Long for external Square connections	4.5 mm	26.0 mm	3060



Prep-Cap

Prep-Cap ZrO₂ Ball-Head (0°) for cementing crowns

It is recommended that you should use hard cement (RelyX Unicem, Ketac Cem [3M Espe], or a similar hard substance).

Ø 4.5 mm, Height: 5.5 mm

Material: zirconia

REF: 4098



Rescue-Cap

Ball-Head Cap (0°) for cementing in case of a fractured Ball-Head


It is recommended that you should use hard cement

(RelyX Unicem, Ketac Cem [3M Espe], or a similar hard substance).

Ø 3.3 mm, Height: 5 mm

Material: grade 5 titanium

REF: 3118



Ball-Head Cap (0°) for cementing in case of a fractured Ball-Head (1).

First, reshape the remaining Ball-Head (2). Then, cement the Rescue-Cap (3).

Metal Matrices (MMT)

For fixing complete dentures on Ball-Head implants.

With resilience



Matrix		Diameter	Height	REF
MMT incl. O-Ring red-brown	Material: stainless steel	5.1 mm	2.6 mm	3130
MMT incl. O-Ring blue	Material: stainless steel	5.1 mm	2.6 mm	31301
O-Ring for MMT	Black: strong retention Pack of 4 Material: silicone	–	–	3150
O-Ring for MMT	Red-brown: regular retention Pack of 4 Material: silicone	–	–	3160
O-Ring for MMT	Blue: weak retention Pack of 4 Material: silicone	–	–	3170



Preci-Clix

For fixing complete dentures on Ball-Head implants.

Without resilience

Matrix		Diameter	Height	REF
Preci-Clix-Case	Case for Preci-Clix-Matrices, pack of 6 Material: titanium	4.0 mm	2.7 mm	3146
Preci-Clix red	Strong retention, pack of 6 Material: POM	3.4 mm	2.6 mm	3149
Preci-Clix yellow	Regular retention, pack of 6 Material: POM	3.4 mm	2.6 mm	3147
Preci-Clix white	Weak retention, pack of 6 Material: POM	3.4 mm	2.6 mm	3148
Preci-Clix Combipack	2 x red, 2 x yellow, 2 x white Material: POM	3.4 mm	2.6 mm	31490
Preci-Clix-Tool	Tool for setting the Preci-Clix Material: stainless steel			31453



Laboratory Equipment & Impression



		Diameter	Height	REF
--	--	----------	--------	-----

Laboratory Analog Ball-Head	Material: stainless steel	-	-	3140
-----------------------------	---------------------------	---	---	------



Impression Coping	Indication: Gingival height > 3 mm Material: plastic	4.5 mm	5.0 mm	3115
-------------------	---	--------	--------	------




You can ask our free brochure "Prothetik für herausnehmbaren Zahnersatz auf Champions®-Implantaten" (removable dentures on Champions implants).

Notes

Instructions


Here you can find films of the Champions Ball-Head system on the link or scan the QR-Code on your mobile.



Placing 4 Ball-Head implants

Inserting 4 Ball-Head implants and restoring them with a denture with MMTs

<https://vimeo.com/366451553>



MMTs and FiBER FORCE

Insertion of 4 Ball-Head implants and fitting MMTs with FiBER FORCE

<https://vimeo.com/378999938>



Inserting 4 Ball-Head implants

Insertion in case of a narrow lower jaw, with horizontal distraction, and restoration with a denture


<https://vimeo.com/329569418>



Inserting 4 Ball-Head implants

Placing 4 implants in the interforaminal position in the lower jaw

<https://vimeo.com/398184586>



Animation of an insertion

View of a Ball-Head implant placement on a glass jaw model

<https://vimeo.com/522696893>

Welcome
to the
future



Champions-Implants GmbH

Im Baumfeld 30 | Champions Platz 1 | D-55237 Flonheim
tel. +49 (0)6734 91 40 80 | fax +49 (0)6734 10 53
info@champions-implants.com
champions-implants.com