











## Champions-System

1. Company Portrait 
2. Surgical Kit & Instruments 
3. Champions (R)Evolution Surgery 
4. Champions (R)Evolution Prosthodontics 
5. Champions Square 
6. Champions Ball-Head 
7. PATENT Zirconia Implant 
8. Smart Grinder 
9. PlasmaSafe 



We are at  
your disposal

Mondays, Tuesdays, Thursdays:  
7.30 – 18.00  
Wednesdays:  
7.30 – 16.00  
Fridays:  
7.30 – 14.00

PHONE:  
+49 (0) 6734 91 40 80

FAX:  
+49 (0) 6734 10 53

E-MAIL:  
[info@champions-implants.com](mailto:info@champions-implants.com)

ONLINE-SHOP:  
[champions-implants.shop](http://champions-implants.shop)

The Champions-Team  
(staff clip, scan QR-Code)



# TABLE OF CONTENTS

PlasmaSafe & Accessories | *Page 4*

Instructions | *Page 6*

The products and designations mentioned in this catalog are partly protected by trademarks, patents, and copyrights. The absence of a special reference or of the sign “®” or “TM” does not imply that no legal protection exists. You can find an overview via the QR-code.



Manufacturer details according to MDD (Medical Device Directive)/MDR (Medical Device Regulation) are indicated on the product label.



# PlasmaSafe



# PlasmaSafe

## Blood Plasma Concentrates

### **PlasmaSafe revolutionizes Dentistry...**

...since thanks to this innovative medical device PlasmaSafe, this is the first time that autologous material (blood plasma) promoting healing and growth can be easily and safely processed in a guaranteed sterile way, for the benefit of all patients.

PlasmaSafe is a dentists' product for dentists. PlasmaSafe is the result of more than 20 years of experience in the dental office and through an interdisciplinary and international exchange with Oliver Scheiter, the inventor of PlasmaSafe.

PlasmaSafe is also the safe and guaranteed sterile alternative solution to conventional procedures in Dentistry as well as in other medical fields.





Centrifuge

## PRF

### Safe and predictive regeneration with autologous blood plasma

The fibrin-rich matrix “Platelet Rich Fibrin” (PRF) is generated through centrifugation of the patient’s venous blood without additional anticoagulants. Centrifugation allows for isolating fibrin and white blood cells.

Fibrin is a protein that stops bleeding while white blood cells are found in tissue structures, which boosts the regeneration of biomaterials, bone substitutes, and membranes. PRF accelerates wound healing, which normally takes about 2 weeks after dental surgery. In fact, it has been noted that patients having undergone wisdom teeth extractions feel less pain when solid PRF has been applied.

Until now a systematic PRF manufacturing protocol has been lacking, and standard platelet concentrates have not yet been seamlessly integrated into the daily clinical routine in the dental office since too many questions and doubts have been raised. PlasmaSafe has filled this gap and developed manufacturing protocols for PRF, i-PRF, and A-PRF. After being briefly instructed in the protocols, dental assistants can perform protocols. Users have no direct contact with the patient’s blood, the whole procedure is performed in a sterile way.

## Therapy with PlasmaSafe

Immediately before surgery, a small amount of the patient’s blood is extracted. Using a centrifuge, the components that control wound healing and growth are isolated. This concentrated product is placed in the surgery site, making the use of foreign bodies less necessary or even unnecessary in many cases. For protecting the surgery wound, a PlasmaSafe-membrane is produced from the blood concentrate, which is applied on or in the wound after surgery, thus enhancing the wound healing process. Like an autologous healing Band-Aid.

### PlasmaSafe has the following applications:

- Tooth extractions, also in particular wisdom tooth surgery
- Implantations
- Gingival grafts
- Treatments of wound healing disorders
- Bone grafts

### Different types of PRF

**PRF** (Platelet Rich Fibrin) is an autologous leukocyte-rich and thrombocyte-rich fibrin matrix.

**i-PRF** is a liquid PRF that can be injected into the soft tissue using a syringe.

**A-PRF** Advanced PRF, obtained with low-speed centrifugation that reduces thrombocytes.

**LPC** Liquid Plasma Concentrate is a pure platelet concentrate, which can be injected or, after activation with Plasma-Activator, become gelatinous within a minute.

## AFTER CENTRIFUGATION

The heavier blood cells are collected at the bottom of the sampling tube through centrifugation. The plasma, i.e. the liquid part of the blood, is found above in the sampling tube. The leukocytes and blood platelets play a vital role in wound healing. The distribution of these two components in the sampling tube depends on the centrifugation speed. With the PlasmaSafe protocol, the highest proportion of leukocytes and platelets is found in an area of about 1 cm above and underneath the boundary layer between the blood cells and the plasma. Since this part is more difficult to extract, only the upper part is extracted up to the boundary layer.

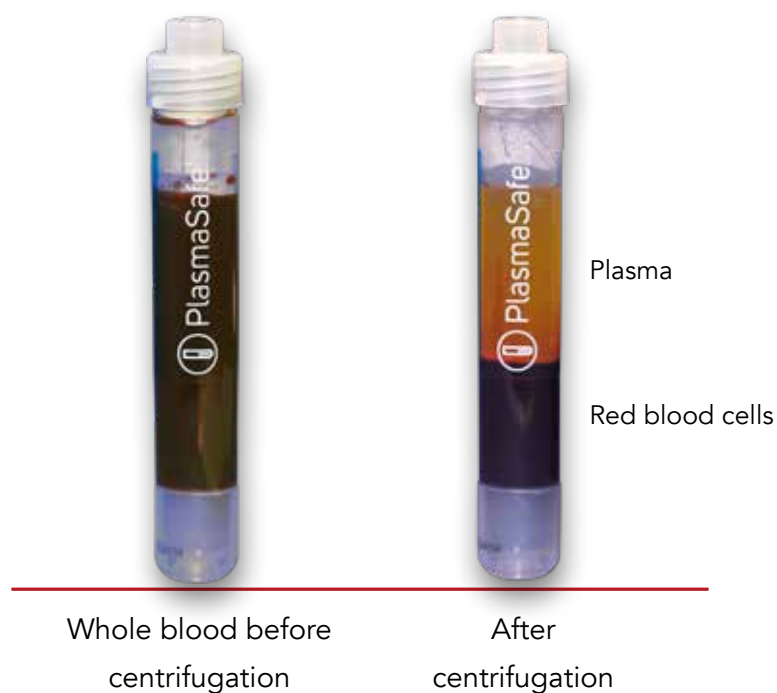
The upper part, the area of the plasma, also contains fibrin, which is essential for the coagulation. The distribution of growth factors in the plasma increases from above to the bottom and is the highest in the boundary layer area up to the blood cells. It is recommended that you should extract plasma at the bottom to obtain a high concentration of growth factors.

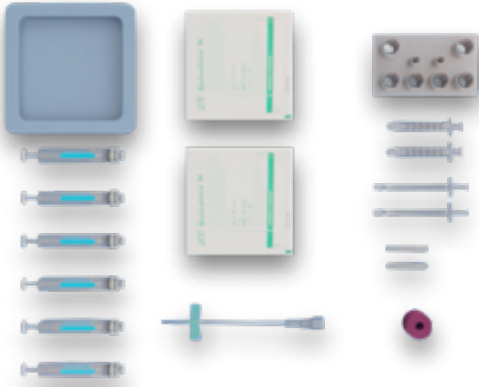
## LEGAL ISSUES: WHO IS AUTHORIZED TO PERFORM BLOOD SAMPLING?

The law firm Plagemann of Frankfurt was entrusted with an expert opinion on whether dentists are authorized to delegate blood sampling to their dental assistants and came to the following conclusion:

“Nach meiner rechtlichen Einschätzung darf die venöse Blutentnahme grundsätzlich durch entsprechend qualifiziertes nicht-zahnärztliches Personal, das sich in einem Anstellungsverhältnis zum jeweiligen Zahnarzt befindet, durchgeführt werden.”

(According to my legal assessment, qualified non-dental staff who are employees of the respective dentist are authorized to perform venous blood sampling.)





## PlasmaSafe 6

PlasmaSafe makes the production of effective, easy-to-use platelet concentrates safe. The PlasmaSafe Patient-Kit includes all necessary components, including the Butterfly Needle, allowing for safe blood sampling with confidence and success.

Box with 6 Patient-Kits

A Patient-Kit includes:

- 1 x Tray, 13.7 x 12 x 2.5 cm, blue
- 2 x Wound Dressing "Aktiv", 10 x 10 cm
- 2 x Non-woven Swab, 5 x 5 cm, four-ply
- 2 x Disposable Syringe, 3 ml, Luer Lock, 3-piece, Omnifix
- 2 x Fine Dosage Syringe, 1 ml, Luer Lock, 3-piece, Omnifix
- 2 x Disposable Hypodermic Needle Sterican, 0.45 x 25 mm/26G x 1", No. 18, brown
- 1 x Butterfly Needle 21G with adapter for blood sampling, reusable
- 1 x Disposable Tourniquet, 50 cm long
- 1 x PlasmaSafe Rack, transparent
- 3 x Tyvek Bag, including respectively:
  - 2 x PlasmaSafe Sampling Tube
  - 1 x Linen, 50 x 60 cm, two layers
  - 1 x Bag

**REF CI-PS6**



**Centrifuge**

Used to safely separate blood plasma

**REF CI-PSC**



**Starter Kit 12**

Centrifuge + 2 boxes with 6 Patient-Kits

**REF CI-PSC12**



# Instructions

Flash the QR-Code with your mobile or go to the link to discover PlasmaSafe instructions.



## **PlasmaSafe Brochure**

PDF PlasmaSafe



## **Protocol of Use**

Film of PlasmaSafe

<https://vimeo.com/458130051>

# Notes

Welcome  
to the  
future



**Champions-Implants GmbH**

Im Baumfeld 30 | Champions Platz 1 | D-55237 Flonheim  
tel. +49 (0)6734 91 40 80 | fax +49 (0)6734 10 53  
info@champions-implants.com  
champions-implants.com